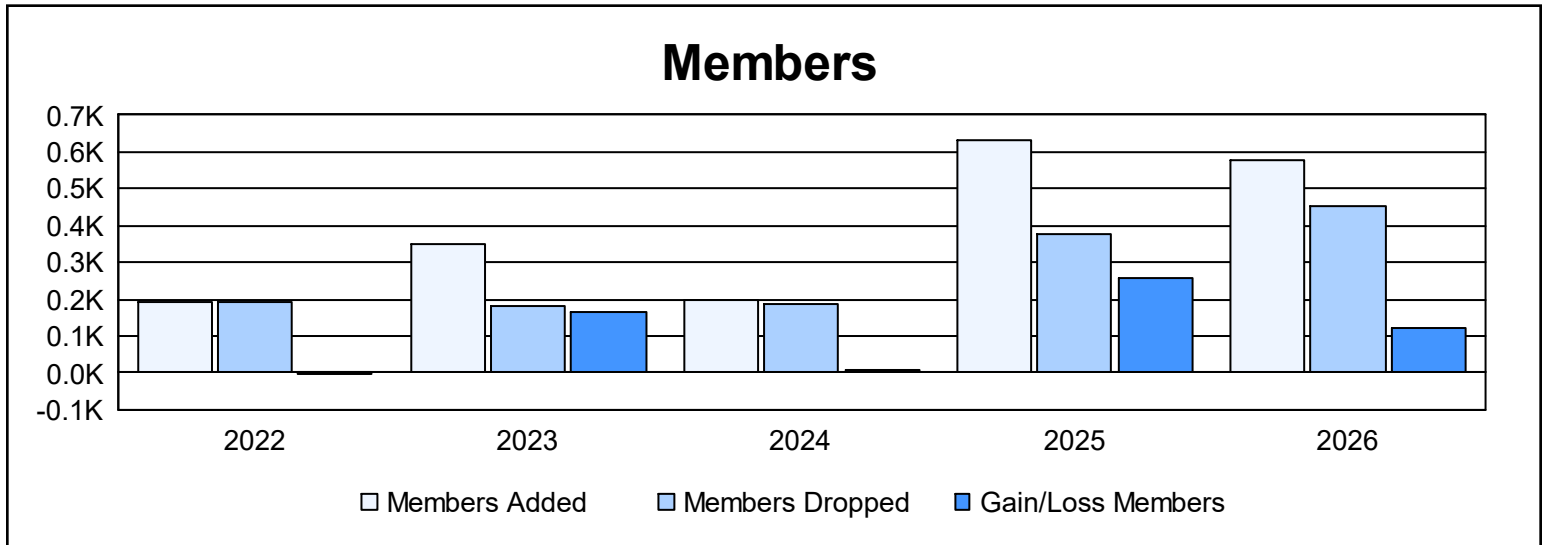
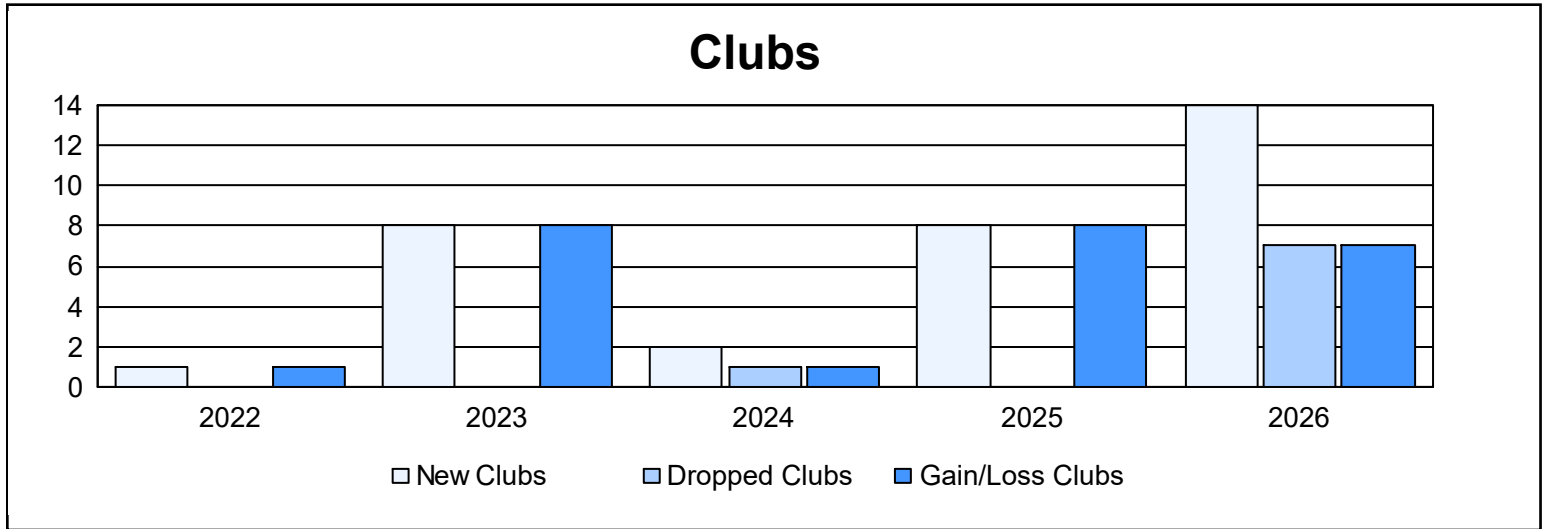
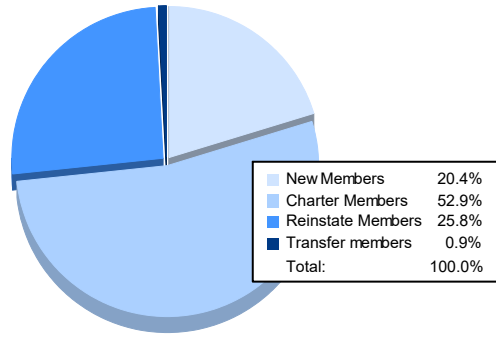


Year	New Clubs	Dropped Clubs	Gain/ Loss Clubs	New Members	Charter Members	Reinstate Members	Transfer Members	Total Member Added	Total Members Dropped	Gain/ Loss Members
2021-2022	1	0	1	118	25	38	9	190	193	-3
2022-2023	8	0	8	143	191	12	4	350	184	166
2023-2024	2	1	1	121	54	20	0	195	188	7
2024-2025	8	0	8	311	281	26	14	632	377	255
2025-2026	14	7	7	118	306	149	5	578	454	124
<b>Average</b>	<b>7</b>	<b>2</b>	<b>5</b>	<b>162</b>	<b>171</b>	<b>49</b>	<b>6</b>	<b>389</b>	<b>279</b>	<b>110</b>



### Membership Composition April 2026 Cumulative



### Gender Composition April 2026 Cumulative

